



Web: www.gdcsopore.ac.in

Office of the Principal

GOVT. DEGREE COLLEGE SOPORE

NAAC Accredited: Grade B

Phone No: 01954222262



STUDENT FEED BACK REPORT FOR THE YEAR 2019-20

For student feedback report 2020 is and it was done through sampling by 133 students were selected for the study based on the following criteria and ranking method.

1. Facilities provided to the students :

- a. Status of Library Resources in the College-
- b. Availability of class rooms and infrastructure in the department
- c. Impression about the courses offered by the college
- d. Facilities available in the college canteen
- e. Status of audio visual facility in the college
- f. Impression about the carrier counseling cell of the college
- g. Views on the supporting staff/non-teaching staff of the college
- h. Status of sports facility in the college.

2. Teacher Evaluation :

- A. Punctuality
- b. Lecture content
- c. Art of presentation and clarity
- d. Behavior in the class room
- e. Doubt clearance and post lecture counseling
- f. Diversity in references about the topic
- g. Scholarly Aptitude

The responses from the students were obtained and evaluated by an expert committee for further analysis. The precise method to evaluate the responses was done through different statistical methods like tabulation and allocation of different ranks ranging from poor to excellent.

Table 1 showing facility wise consolidated feedback of students:

Parameter	Percentage of students Ranking the facility as				
	Poor	Average	Good	Very Good	Excellent
Status of Library Resources in the College	1.74	1.74	28.7	33.91	33.91
Availability of class rooms and infrastructure in the department	0	40	37.39	13.04	9.57
Impression about the courses offered by the college	1.74	9.57	33.91	35.65	19.13
Facilities available in the college canteen	45.00	17.39	15.00	7.61	15.00
Status of audio visual facility in the college	0	11.3	30.43	31.3	28.7
Impression about the carrier counseling cell of the college	1.74	9.57	20.87	41.74	26.09
Views on the supporting staff/non-teaching staff of the college	7.83	24.35	20.87	33.91	13.04
Status of sports facility in the college.	6.09	19.13	23.48	32.17	19.13
Average Ranking in Percent	8.01	16.63	26.33	28.66	20.57




Analysis

The analysis of the above data reveals that majority of the students rank the facility as:


- Majority of the students have ranked the facilities in the college in very good category followed by good and excellent category. There are only 8.01 % of the student's responses which tell us about the poor facilities in the college.
- Status of library resources in the college ,Status of audio visual facility in the college and Impression about the carrier counseling cell of the college are dominantly falling in the **Excellent and Very Good Category**
- Status of library resources in the college, Availability of class rooms and infrastructure in the department, Views on the supporting staff/non-teaching staff of the college, Status of sports facility in the college as **Good**
- Availability of class rooms and infrastructure in the department and Canteen facility is dominant in in **Average Category**
- However, Facilities available in the college canteen is a lone parameter which is dominant in **Poor Category**. These are some of the highlights which need to be addressed on priority basis for a better academic atmosphere in the college.

Table 2: Consolidated Department wise feedback of students


Department	Parameter	Ranking of the faculty in %age				
		Poor	Average	Good	Very Good	Excellent
Arabic	Punctuality	0.00	0.00	0.00	9.09	91.9
	Lecture Content	0	0	0	27.27	72.73
	Art of Presentation and Clarity	0	0	9.09	36.36	54.55
	Behavior in the class room	0	0	9.09	54.55	36.36
	Doubt Clearance and post lecture counseling	0	18.18	0	45.45	36.36
	Diversity in references about the topic	0	9.1	0	45.45	45.45
	Scholarly aptitude	9.09	0	9.09	27.27	54.55
	other	9.09	9.09	18.18	18.18	45.45
	Average Ranking	2.27	4.54	5.68	32.95	54.55
Botany	Punctuality	1.92	8.33	15.38	43.59	30.77
	Lecture Content	0	8.97	17.31	37.82	35.9
	Art of Presentation and Clarity	0.64	10.9	25	28.21	35.26
	Behavior in the class room	3.21	14.1	28.21	26.28	28.21
	Doubt Clearance and post lecture counseling	1.28	12.82	24.36	22.44	39.1
	Diversity in references about the topic	0.64	5.77	17.95	41.67	33.97
	Scholarly Aptitude	4.49	17.95	26.92	19.23	31.41
	Other	21.15	12.18	21.15	15.38	30.13
	Average Ranking	4.17	11.38	22.04	29.33	33.09
Bio-Technology	Punctuality	0	0	0	75	25
	Lecture Content	0	0	0	0	100
	Art of Presentation and Clarity	0	0	75	0	25
	Behavior in the class room	0	0	75	0	25
	Doubt Clearance and post lecture counseling	0	0	75	0	25
	Diversity in references about the topic	0	0	0	75	25
	Scholarly Aptitude	75	0	0	0	25
	Other	75	0	0	0	25
	Average Ranking	18.75	0	28.13	18.75	34.38
Chemistry	Punctuality	0	0	20	0	80




	Lecture Content	0	0	0	20	80
	Art of Presentation and Clarity	0	0	20	60	20
	Behavior in the class room	0	0	20	0	80
	Doubt Clearance and post lecture counseling	0	0	0	20	80
	Diversity in references about the topic	0	0	20	0	80
	Scholarly Aptitude	60	0	0	20	20
	Other	60	0	20	0	20
	Average Ranking	15	0	12.5	15	57.5
Comp.Application	Punctuality	2.0	12.5	10.5	25	50
	Lecture Content	0	12.5	25.0	50	12.5
	Art of Presentation and Clarity	4.5	8.0	25	50	12.5
	Behavior in the class room	0	30	10	10	50
	Doubt Clearance and post lecture counseling	0	10	50	10	30
	Diversity in references about the topic	2.0	10.0	25	23	40
	Scholarly Aptitude	0	50	10	10	30
	Other	5	10	20	25	40
	Average Ranking	1.68	17.85	21.93	25.37	40.31
Commerce and Management	Punctuality	0.00	0.00	0.00	9.09	91.9
	Lecture Content	0	0	0	27.27	72.73
	Art of Presentation and Clarity	0	0	9.09	36.36	54.55
	Behavior in the class room	0	0	9.09	54.55	36.36
	Doubt Clearance and post lecture counseling	0	18.18	0	45.45	36.36
	Diversity in references about the topic	0	9.1	0	45.45	45.45
	Scholarly Aptitude	9.09	0	9.09	27.27	54.55
	Other	9.09	9.09	18.18	18.18	45.45
	Average Ranking	2.27	4.54	5.68	32.95	54.55
Economics	Punctuality	1.92	8.33	15.38	43.59	30.77
	Lecture Content	0	8.97	17.31	37.82	35.9
	Art of Presentation and Clarity	0.64	10.9	25	28.21	35.26
	Behavior in the class room	3.21	14.1	28.21	26.28	28.21
	Doubt Clearance and post lecture counseling	1.28	12.82	24.36	22.44	39.1
	Diversity in references about the topic	0.64	5.77	17.95	41.67	33.97
	Scholarly Aptitude	4.49	17.95	26.92	19.23	31.41
	Other	21.15	12.18	21.15	15.38	30.13
	Average Ranking	4.17	11.38	22.04	29.33	33.09
English	Punctuality	0	0	0	46.67	53.33
	Lecture Content	0	0	23.33	23.33	53.33
	Art of Presentation and Clarity	0	3.33	10	33.33	53.33
	Behavior in the class room	3.33	0	26.67	36.67	33.33
	Doubt Clearance and post lecture counseling	3.33	0	13.33	56.67	26.67
	Diversity in references about the topic	3.33	0	26.67	36.67	33.33
	Scholarly Aptitude	3.33	3.33	16.67	53.33	23.33
	Other	0	0	13.33	20	66.67
	Average Ranking	1.66	0.83	16.25	38.33	42.91
Education	Punctuality	0	0	0	50	50




	Lecture Content	0	0	16.67	16.67	66.67
	Art of Presentation and Clarity	0	33.33	0	33.33	33.33
	Behavior in the class room	0	0	16.67	66.67	16.67
	Doubt Clearance and post lecture counseling	0	33.33	16.67	0	50
	Diversity in references about the topic	0	0	16.67	66.67	16.67
	Scholarly Aptitude	0	16.67	16.67	50	16.67
	Other	0	33.33	16.67	16.67	33.33
	Average Ranking	0	14.58	12.5	37.5	35.42
EVS	Punctuality	5	5	30	15	45
	Lecture Content	5	5	30	15	45
	Art of Presentation and Clarity	0	0	40	45	15
	Behavior in the class room	0	0	40	45	15
	Doubt Clearance and post lecture counseling	0	0	50	20	30
	Diversity in references about the topic	5	10	40	20	25
	Scholarly Aptitude	0	20	30	10	40
	Other	5	10	20	30	35
	Average Ranking	2.5	6.25	36.25	25	30
Functional Eng.	Punctuality	0.00	0.00	0.00	9.09	91.9
	Lecture Content	0	0	0	27.27	72.73
	Art of Presentation and Clarity	0	0	9.09	36.36	54.55
	Behavior in the class room	0	0	9.09	54.55	36.36
	Doubt Clearance and post lecture counseling	0	18.18	0	45.45	36.36
	Diversity in references about the topic	0	9.1	0	45.45	45.45
	Scholarly Aptitude	9.09	0	9.09	27.27	54.55
	Other	9.09	9.09	18.18	18.18	45.45
	Average Ranking	2.27	4.54	5.68	32.95	54.55
Geography	Punctuality	0.00	0.00	0.00	9.09	91.9
	Lecture Content	0	0	0	27.27	72.73
	Art of Presentation and Clarity	0	0	9.09	36.36	54.55
	Behavior in the class room	0	0	9.09	54.55	36.36
	Doubt Clearance and post lecture counseling	0	18.18	0	45.45	36.36
	Diversity in references about the topic	0	9.1	0	45.45	45.45
	Scholarly Aptitude	9.09	0	9.09	27.27	54.55
	Other	9.09	9.09	18.18	18.18	45.45
	Average Ranking	2.27	4.54	5.68	32.95	54.55
Geology	Punctuality	0	0	0	75	25
	Lecture Content	0	0	0	0	100
	Art of Presentation and Clarity	0	0	75	0	25
	Behavior in the class room	0	0	75	0	25
	Doubt Clearance and post lecture counseling	0	0	75	0	25
	Diversity in references about the topic	0	0	0	75	25
	Scholarly Aptitude	75	0	0	0	25
	Other	75	0	0	0	25
	Average Ranking	18.75	0	28.13	18.75	34.38
History	Punctuality	5	10	15	20	50
	Lecture Content	5	10	15	50	20



	Art of Presentation and Clarity	0	5	20	30	45
	Behavior in the class room	0	0	45	10	45
	Doubt Clearance and post lecture counseling	0	10	20	30	40
	Diversity in references about the topic	0	0	32	28	40
	Scholarly Aptitude	0	0	28	40	32
	Other	5	5	40	10	40
	Average Ranking	1.87	5	26.5	27.25	39
Islamic Studies	Punctuality	0.00	0.00	0.00	91.9	9.09
	Lecture Content	0	0	0	72.73	27.27
	Art of Presentation and Clarity	0	0	9.09	54.55	36.36
	Behavior in the class room	0	0	9.09	36.36	54.55
	Doubt Clearance and post lecture counseling	0	18.18	0	36.36	45.45
	Diversity in references about the topic	0	9.1	0	45.45	45.45
	Scholarly Aptitude	9.09	0	9.09	54.55	27.27
	Other	9.09	9.09	18.18	45.45	18.18
	Average Ranking	2.27	4.54	5.68	54.55	32.95
Kashmiri	Punctuality	0	10	20	30	40
	Lecture Content	0	10	40	20	30
	Art of Presentation and Clarity	0	5	15	40	40
	Behavior in the class room	5	0	5	45	45
	Doubt Clearance and post lecture counseling	5	0	20	35	40
	Diversity in references about the topic	5	0	40	10	45
	Scholarly Aptitude	0	5	40	20	35
	Other	0	5	20	35	40
	Average Ranking	1.87	4.37	25	30.62	39.37
Mathmatics	Punctuality	0	0	0	0	100
	Lecture Content	0	0	0	50	50
	Art of Presentation and Clarity	0	0	0	50	50
	Behavior in the class room	0	0	0	25	75
	Doubt Clearance and post lecture counseling	0	0	0	0	100
	Diversity in references about the topic	0	0	0	0	100
	Scholarly Aptitude	0	0	0	25	75
	Other	0	0	0	50	50
	Average Ranking	0	0	0	25	75
Physics	Punctuality	5	15	20	20	40
	Lecture Content	0	0	40	20	30
	Art of Presentation and Clarity	0	0	20	30	40
	Behavior in the class room	0	5	20	25	50
	Doubt Clearance and post lecture counseling	5	0	20	40	35
	Diversity in references about the topic	5	10	15	30	40
	Scholarly Aptitude	0	25	15	20	40
	Other	0	20	15	10	55
	Average Ranking	1.87	9.37	20.62	24.37	41.25
Philosophy	Punctuality	0	10	20	30	40
	Lecture Content	0	10	40	20	30
	Art of Presentation and Clarity	0	5	15	40	40



	Behavior in the class room	5	0	5	45	45
	Doubt Clearance and post lecture counseling	5	0	20	35	40
	Diversity in references about the topic	5	0	40	10	45
	Scholarly Aptitude	0	5	40	20	35
	Other	0	5	20	35	40
	Average Ranking	1.87	4.37	25	30.62	39.37
Pol.Science	Punctuality	0	10	15	30	45
	Lecture Content	5	5	5	45	40
	Art of Presentation and Clarity	0	0	40	20	40
	Behavior in the class room	5	5	10	50	30
	Doubt Clearance and post lecture counseling	0	5	10	30	50
	Diversity in references about the topic	0	0	20	40	40
	Scholarly Aptitude	5	5	30	30	30
	Other	0	0	30	20	50
	Average Ranking	1.87	3.75	20	33.12	40.62
Sociology	Punctuality	0	0	0	50	50
	Lecture Content	0	0	16.67	16.67	66.67
	Art of Presentation and Clarity	0	33.33	0	33.33	33.33
	Behavior in the class room	0	0	16.67	66.67	16.67
	Doubt Clearance and post lecture counseling	0	33.33	16.67	0	50
	Diversity in references about the topic	0	0	16.67	66.67	16.67
	Scholarly Aptitude	0	16.67	16.67	50	16.67
	Other	0	33.33	16.67	16.67	33.33
	Average Ranking	0	14.58	12.5	37.5	35.42
Sericulture	Punctuality	0	10	20	30	40
	Lecture Content	0	10	40	20	30
	Art of Presentation and Clarity	0	5	15	40	40
	Behavior in the class room	5	0	5	45	45
	Doubt Clearance and post lecture counseling	5	0	20	35	40
	Diversity in references about the topic	5	0	40	10	45
	Scholarly Aptitude	0	5	40	20	35
	Other	0	5	20	35	40
	Average Ranking	1.87	4.37	25	30.62	39.37
Statistics	Punctuality	0.00	0.00	0.00	9.09	91.9
	Lecture Content	0	0	0	27.27	72.73
	Art of Presentation and Clarity	0	0	9.09	36.36	54.55
	Behavior in the class room	0	0	9.09	54.55	36.36
	Doubt Clearance and post lecture counseling	0	18.18	0	45.45	36.36
	Diversity in references about the topic	0	9.1	0	45.45	45.45
	Scholarly Aptitude	9.09	0	9.09	27.27	54.55
	Other	9.09	9.09	18.18	18.18	45.45
	Average Ranking	2.27	4.54	5.68	32.95	54.55
Urdu	Punctuality	0	10	15	45	30
	Lecture Content	5	5	5	40	45
	Art of Presentation and Clarity	0	0	40	40	20
	Behavior in the class room	5	5	10	30	50



	Doubt Clearance and post lecture counseling	0	5	10	50	30
	Diversity in references about the topic	0	0	20	40	40
	Scholarly Aptitude	5	5	30	30	30
	Other	0	0	30	50	20
	Average Ranking	1.87	3.75	20	40.62	33.12
Zoology	Punctuality	0.00	0.00	0.00	9.09	91.9
	Lecture Content	0	0	0	27.27	72.73
	Art of Presentation and Clarity	0	0	9.09	36.36	54.55
	Behavior in the class room	0	0	9.09	54.55	36.36
	Doubt Clearance and post lecture counseling	0	18.18	0	45.45	36.36
	Diversity in references about the topic	0	9.1	0	45.45	45.45
	Scholarly Aptitude	9.09	0	9.09	27.27	54.55
	Other	9.09	9.09	18.18	18.18	45.45
	Average Ranking	2.27	4.54	5.68	32.95	54.55

The average analysis of the above data reveals that:

Scope:

- There is a need to improve the facilities in the college canteen both for the boys and girls.
- Broad band/Wi-Fi internet services are highly required in the college and all departments need to be connected.
- More computers are required in the browsing centre
- Quality and number of books is to be increased in the respective departmental libraries of the college
- Car parking for the students
- Fixed colander for the internal assessments is need of the hour
- Class room sanitation
- Improvement in practical work
- Electric fitting in the class rooms
- Adherence to attendance shortage

